

TECHNICAL BULLETIN


Window Opaque White Barrier Film

Uses: White barrier film with superior opacity is used in printing multiple color indoor two-way graphics.

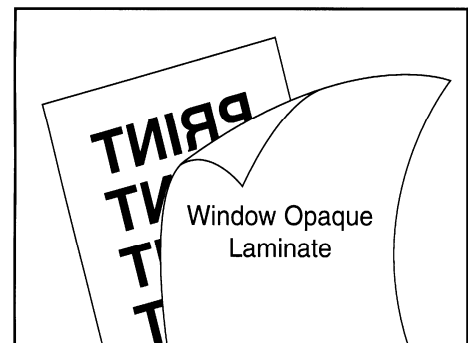
Printability: Excellent by offset lithography, screen-printing, letterpress or flexography. Pre-testing inks and printing methods is recommended.

Instructions:


Step 1: Print in reverse on any PROTAC clear film. Print the graphics that will appear on the adhesive or static side of the finished decal.



Step 2: Laminate white window opaque barrier film to the clear film by stripping off the barrier films release liner and running the film through a cold seal laminator.



Step 3: Print the right reading graphics on the face of the barrier film.



Special Note: Allow a minimum of 2" on all four edges for lamination. Denote gripper and guide edges of the sheet.